

# FAM Small Cap Fund: Key Stats

Data As of 12/31/2021

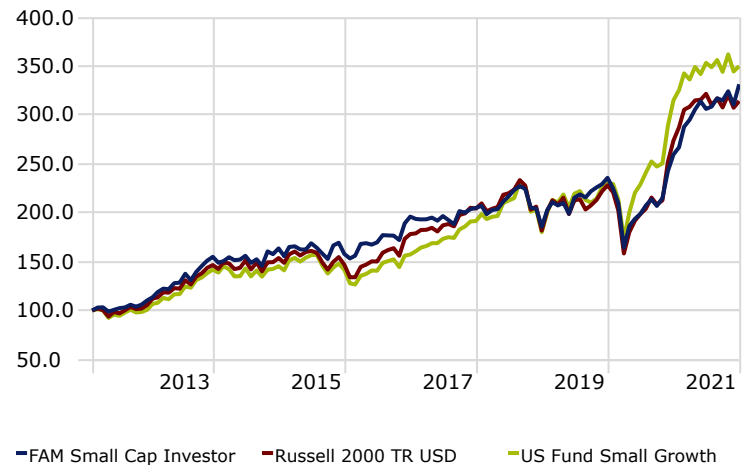


## Performance Summary (%)

	Current Quarter	YTD 1 Year	3 Years	5 Years	Since Inception	
FAM Small Cap Investor	5.24	27.72	27.72	21.28	11.08	12.96
Russell 2000 TR USD	2.14	14.82	14.82	20.02	12.02	12.35
US Fund Small Growth	1.72	11.15	11.15	24.78	17.36	13.59

## Investment Growth

Time Period: 3/2/2012 to 12/31/2021



Past performance is not indicative of future results, current performance may be higher or lower than the performance date quoted. Investment returns may fluctuate; the value of your investment upon redemption may be more or less than the initial amount invested. Please consider a fund's investment objectives, risks, charges and expenses carefully before investing. The FAM Funds prospectus or summary prospectus contains this and other important information about the FAM Small Cap Fund and should be read carefully before you invest or send money. The principal risks of investing in the fund are: stock market risk (stocks fluctuate in response to the activities of individual companies and to general stock market and economic conditions), stock selection risk (Fenimore utilizes a value approach to stock selection and there is risk that the stocks selected may not realize their intrinsic value, or their price may go down over time), and small-cap risk (prices of small-cap companies can fluctuate more than the stocks of larger companies and may not correspond to changes in the stock market in general). To obtain a prospectus or summary prospectus and performance data that is current to the most recent month-end for each fund as well as other information on the FAM Small Cap Fund, please go to [fenimoreasset.com](http://fenimoreasset.com) or call (800) 9323271. These materials also include information obtained from sources believed to be reliable, but Fenimore does not warrant its completeness or accuracy. In no event shall Fenimore be liable for any use by any party of, for any decision made or action taken by any party in reliance upon, or for any inaccuracies or errors in, or omissions from, the information contained herein and such information may not be relied upon by you in evaluating the merits of participating in any transaction. These materials are provided for informational purposes only and are not otherwise intended as an offer to sell, or the solicitation of an offer to purchase, any security or other financial instrument.

Securities offered through Fenimore Securities, Inc. Member FINRA/SIPC, and advisory services offered through Fenmore Asset Management, Inc.

## Return & Risk

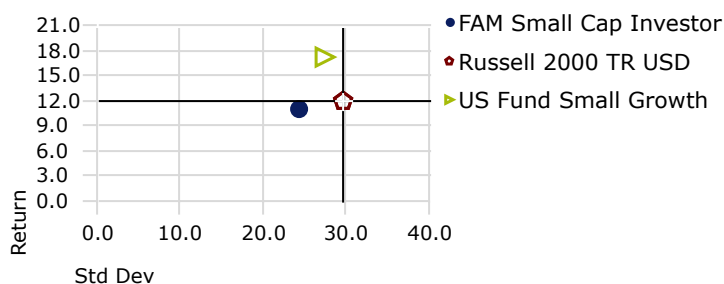
Time Period: 1/1/2017 to 12/31/2021 Calculation Benchmark: Russell 2000 TR USD

	Return	Alpha	Beta	R2	Tracking Error	Std Dev	Sharpe Ratio	Sortino Ratio	Treynor Ratio (arith)	Max Drawdown	Up Capture Ratio	Down Capture Ratio
FAM Small Cap Investor	11.07	0.77	0.83	88.63	7.07	18.27	0.61	0.88	11.95	-30.29	83.54	79.34
Russell 2000 TR USD	12.02	0.00	1.00	100.00	0.00	20.64	0.60	0.88	10.91	-32.17	100.00	100.00
US Fund Small Growth	17.34	5.37	0.93	93.99	5.08	19.79	0.85	1.34	17.45	-25.18	102.37	81.00

## Risk-Reward

Time Period: 1/1/2017 to 12/31/2021

Calculation Benchmark: Russell 2000 TR USD

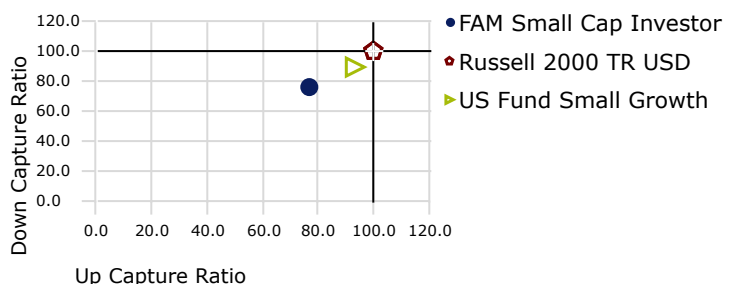


Source: Morningstar Direct

## Upside-Downside Capture

Time Period: 1/1/2017 to 12/31/2021

Calculation Benchmark: Russell 2000 TR USD



# FAM Small Cap Fund : Key Stats

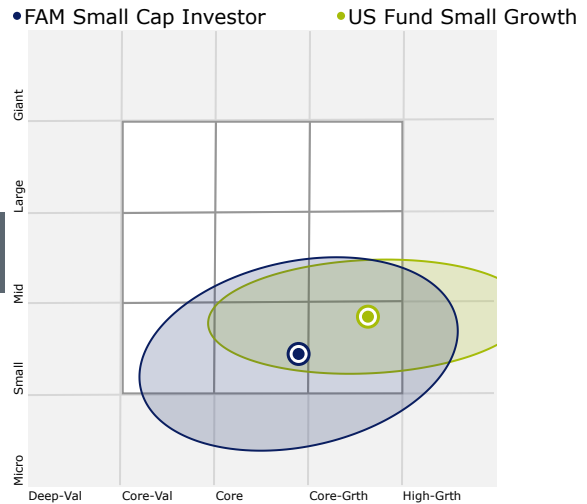
Data As of 12/31/2021



## Portfolio Overview

Ticker	FAMFX
Morningstar Category	US Fund Small Growth
Morningstar Rating Overall	★
Inception Date	3/1/2012
Average Market Cap (mil)	\$ 3,257.80
Turnover Ratio % (As of 12/31/2020)	16.00

## Holdings-Based Style Map



## Portfolio Concentration

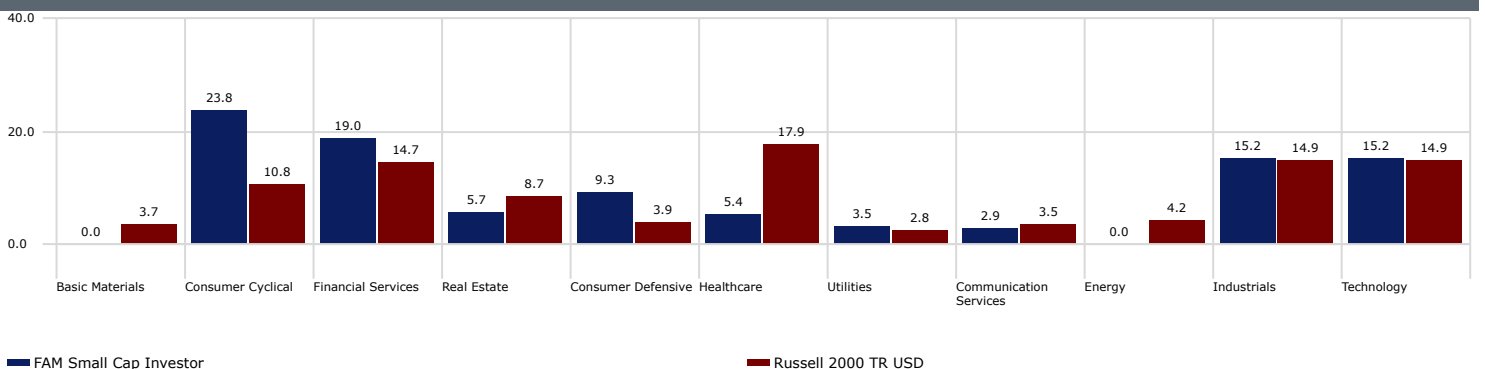
	% Asset in Top 10 Holdings	# of Holdings
FAM Small Cap Investor	48.01	30
Russell 2000 TR USD	3.31	2,038
US Fund Small Growth	27.95	474

## Top 10 Holdings

Portfolio Date: 12/31/2021

Company	Portfolio Weighting %
ExlService Holdings Inc	7.10
Colliers International Group Inc Shs Subord Voting	5.60
CBIZ Inc	5.52
Pinnacle Financial Partners Inc	5.04
Carriage Services Inc	4.76
Choice Hotels International Inc	4.75
Trisura Group Ltd Registered Shs	4.23
Chemed Corp	3.77
Landstar System Inc	3.70
Hostess Brands Inc Class A	3.55

## Portfolio Sector Weightings (%)



Investment returns may fluctuate; the value of your investment upon redemption may be more or less than the initial amount invested. Please consider a fund's investment objectives, risks, charges and expenses carefully before investing. The FAM Funds prospectus or summary prospectus contains this and other important information about the FAM Small Cap Fund and should be read carefully before you invest or send money. The principal risks of investing in the fund are: stock market risk (stocks fluctuate in response to the activities of individual companies and to general stock market and economic conditions), stock selection risk (Fenimore utilizes a value approach to stock selection and there is risk that the stocks selected may not realize their intrinsic value, or their price may go down over time), and small-cap risk (prices of small-cap companies can fluctuate more than the stocks of larger companies and may not correspond to changes in the stock market in general). To obtain a prospectus or summary prospectus and performance data that is current to the most recent month-end for each fund as well as other information on the FAM Small Cap Fund, please go to [fenimoreasset.com](http://fenimoreasset.com) or call (800) 9323271. These materials also include information obtained from sources believed to be reliable, but Fenimore does not warrant its completeness or accuracy. In no event shall Fenimore be liable for any use by any party of, for any decision made or action taken by any party in reliance upon, or for any inaccuracies or errors in, or omissions from, the information contained herein and such information may not be relied upon by you in evaluating the merits of participating in any transaction. These materials are provided for informational purposes only and are not otherwise intended as an offer to sell, or the solicitation of an offer to purchase, any security or other financial instrument.