

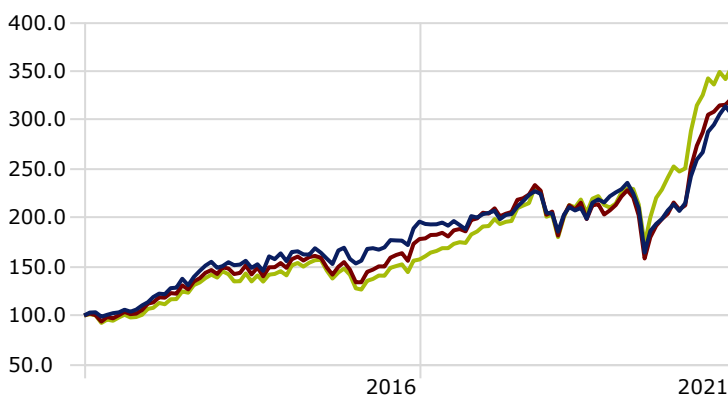


Performance Summary (%)

	Current Quarter	YTD	1 Year	3 Years	5 Years	Since Inception
FAM Small Cap Investor	3.76	18.00	54.11	12.18	12.53	12.75
Russell 2000 TR USD	4.29	17.54	62.03	13.52	16.47	13.35
US Fund Small Growth	5.05	12.19	54.45	18.47	20.23	14.49

Investment Growth

Time Period: 03/02/2012 to 06/30/2021



— FAM Small Cap Investor — Russell 2000 TR USD — US Fund Small Growth

Past performance is not indicative of future results, current performance may be higher or lower than the performance date quoted. Investment returns may fluctuate; the value of your investment upon redemption may be more or less than the initial amount invested. Please consider a fund's investment objectives, risks, charges and expenses carefully before investing. The FAM Funds prospectus or summary prospectus contains this and other important information about the FAM Small Cap Fund and should be read carefully before you invest or send money. The principal risks of investing in the fund are: stock market risk (stocks fluctuate in response to the activities of individual companies and to general stock market and economic conditions), stock selection risk (Fenimore utilizes a value approach to stock selection and there is risk that the stocks selected may not realize their intrinsic value, or their price may go down over time), and small-cap risk (prices of small-cap companies can fluctuate more than the stocks of larger companies and may not correspond to changes in the stock market in general). To obtain a prospectus or summary prospectus and performance data that is current to the most recent month-end for each fund as well as other information on the FAM Small Cap Fund, please go to fenimoreasset.com or call (800) 9323271. These materials also include information obtained from sources believed to be reliable, but Fenimore does not warrant its completeness or accuracy. In no event shall Fenimore be liable for any use by any party of, for any decision made or action taken by any party in reliance upon, or for any inaccuracies or errors in, or omissions from, the information contained herein and such information may not be relied upon by you in evaluating the merits of participating in any transaction. These materials are provided for informational purposes only and are not otherwise intended as an offer to sell, or the solicitation of an offer to purchase, any security or other financial instrument.

Securities offered through Fenimore Securities, Inc. Member FINRA/SIPC, and advisory services offered through Fenmore Asset Management, Inc.

Return & Risk

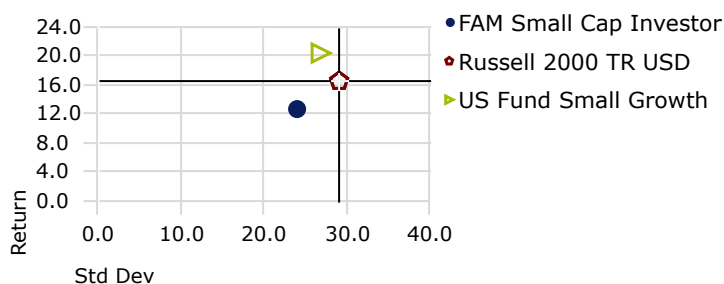
Time Period: 07/01/2016 to 06/30/2021 Calculation Benchmark: Russell 2000 TR USD

	Return	Alpha	Beta	R2	Tracking Error	Std Dev	Sharpe Ratio	Sortino Ratio	Treynor Ratio (arith)	Max Drawdown	Up Capture Ratio	Down Capture Ratio
FAM Small Cap Investor	12.53	-1.33	0.84	90.97	6.51	18.50	0.67	0.99	13.55	-30.29	79.76	82.63
Russell 2000 TR USD	16.47	0.00	1.00	100.00	0.00	21.00	0.78	1.17	15.32	-32.17	100.00	100.00
US Fund Small Growth	20.21	4.33	0.92	93.73	5.29	19.88	0.97	1.54	20.81	-25.18	98.77	81.54

Risk-Reward

Time Period: 07/01/2016 to 06/30/2021

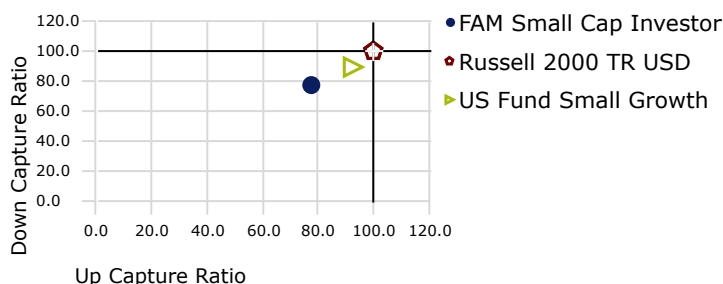
Calculation Benchmark: Russell 2000 TR USD



Upside-Downside Capture

Time Period: 07/01/2016 to 06/30/2021

Calculation Benchmark: Russell 2000 TR USD



Source: Morningstar Direct

FAM Small Cap Fund : Key Stats

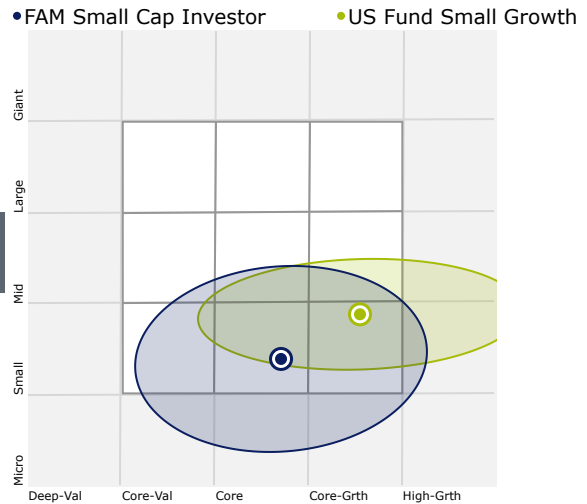
Data As of 06/30/2021



Portfolio Overview

Ticker	FAMFX
Morningstar Category	US Fund Small Growth
Morningstar Rating Overall	★
Inception Date	03/01/2012
Average Market Cap (mil)	\$ 2,698.80
Turnover Ratio % (As of 12/31/2020)	16.00

Holdings-Based Style Map



Portfolio Concentration

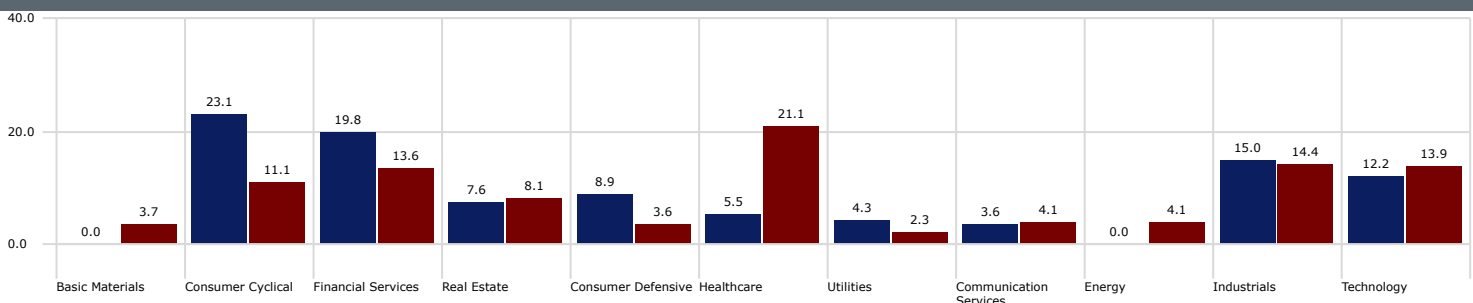
	% Asset in Top 10 Holdings	# of Holdings
FAM Small Cap Investor	43.57	32
Russell 2000 TR USD	3.12	1,985
US Fund Small Growth	27.84	473

Top 10 Holdings

Portfolio Date: 06/30/2021

	Portfolio Weighting %
ExlService Holdings Inc	5.67
Pinnacle Financial Partners Inc	5.07
CBIZ Inc	5.03
Colliers International Group Inc	4.60
Trisura Group Ltd Registered Shs	4.27
Brookfield Infrastructure Corp Ordinary Shares - Class A (Subordinate Share)	4.06
Choice Hotels International Inc	3.94
Monro Inc	3.74
Frontdoor Inc	3.65
Landstar System Inc	3.55

Portfolio Sector Weightings (%)



■ FAM Small Cap Investor

■ Russell 2000 TR USD

Investment returns may fluctuate; the value of your investment upon redemption may be more or less than the initial amount invested. Please consider a fund's investment objectives, risks, charges and expenses carefully before investing. The FAM Funds prospectus or summary prospectus contains this and other important information about the FAM Small Cap Fund and should be read carefully before you invest or send money. The principal risks of investing in the fund are: stock market risk (stocks fluctuate in response to the activities of individual companies and to general stock market and economic conditions), stock selection risk (Fenimore utilizes a value approach to stock selection and there is risk that the stocks selected may not realize their intrinsic value, or their price may go down over time), and small-cap risk (prices of small-cap companies can fluctuate more than the stocks of larger companies and may not correspond to changes in the stock market in general). To obtain a prospectus or summary prospectus and performance data that is current to the most recent month-end for each fund as well as other information on the FAM Small Cap Fund, please go to fenimoreasset.com or call (800) 9323271. These materials also include information obtained from sources believed to be reliable, but Fenimore does not warrant its completeness or accuracy. In no event shall Fenimore be liable for any use by any party of, for any decision made or action taken by any party in reliance upon, or for any inaccuracies or errors in, or omissions from, the information contained herein and such information may not be relied upon by you in evaluating the merits of participating in any transaction. These materials are provided for informational purposes only and are not otherwise intended as an offer to sell, or the solicitation of an offer to purchase, any security or other financial instrument.